

Part List

- mechanical -



Xperia™ Z

C6602, C6603, C6606, C6616, L36h

CONTENTS

1	Part List	3
2	Revision History	10


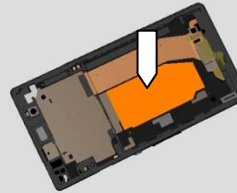

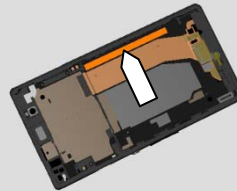

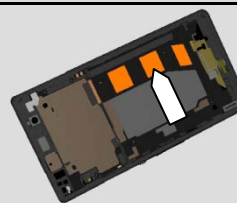



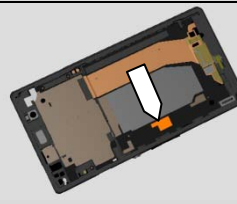

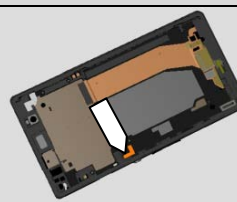

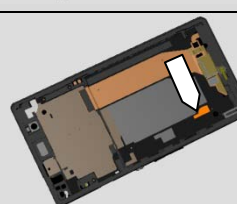
1 Part List




The following parts are available for order in 'E-star'.



The 'E-star' name of a part may often be complex and even confusing, so the name of certain parts mentioned in the Working Instructions, Repair Movies and Troubleshooting Guide are often referred to by a simple descriptive name for better understanding.


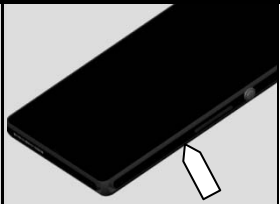


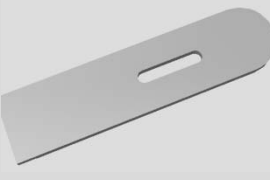




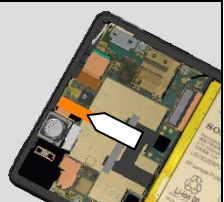






Both names (designations) will in that case be included in this Part List, where the name being used in the documents mentioned above is underlined, e.g. Battery Cover.

RLC, Reversed Logistic Classification column for replaced part handling, See the Spare Part Handling chapter in Mechanical/Generic Repair Manual 1220-1333





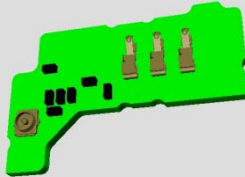
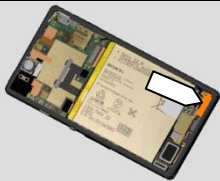

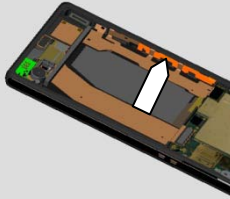



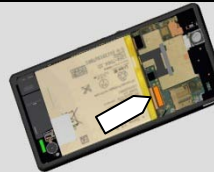


Designation	Part No.	RLC	Part	Location
Adhesive Battery1	1264-4375	C		
Adhesive Battery 2	1267-1585	C		
Adhesive Conductive LCD	1264-4370	C		
Adhesive Conductive LCD 2	1264-4373	C		
Adhesive FPC	1267-2575	C		
Adhesive FPC A	1267-2560	C		
Adhesive FPC B	1267-2567	C		





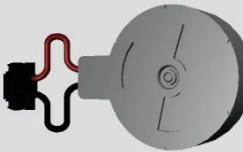


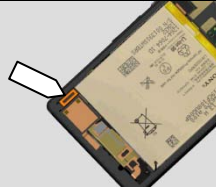

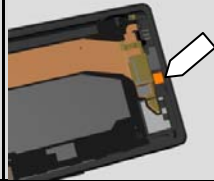

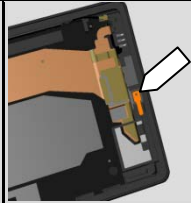

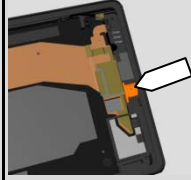
Designation	Part No.	RLC	Part	Location
Adhesive Receiver	1264-4354	C		
Adhesive WP Test Hole	1264-4531	C		
Ant Diversity Flex RoW	1267-3914	C		
Ant Main Flex RoW	1267-3920	C		
Back Panel Assy Back Panel Assy Black C6602/L36h Back Panel Assy Black C6603 Back Panel Assy Black C6606 Back Panel Assy Black C6616 Back Panel Assy Purple C6602/L36h Back Panel Assy Purple C6603 Back Panel Assy Purple C6606 Back Panel Assy Purple C6616 Back Panel Assy White C6602/L36h Back Panel Assy White C6603 Back Panel Assy White C6616	1272-2212 1272-2162 1275-2188 1275-1646 1272-2240 1272-2210 1275-2189 1275-1651 1272-2237 1272-2206 1275-1649	B		
Battery 2330.0 mAh	1264-7064	B		
Cable RF Coax Cable, ASSY	1264-8162	C		
Camera 13 MPixel CMOS	1264-6466	B		

Designation	Part No.	RLC	Part	Location
Camera 2.2 MPixel CMOS	1264-8123	C		
Cap Audio Jack Assy R Cap Audio Jack Assy R Black Cap Audio Jack Assy R Purple Cap Audio Jack Assy R White	1272-4944 1272-4948 1272-4945	C		
Cap SD Assy R Cap SD Assy R Black Cap SD Assy R Purple Cap SD Assy R White	1272-4964 1272-4966 1272-4965	C		
Cap SIM Assy R Cap SIM Assy R Black Cap SIM Assy R Purple Cap SIM Assy R White	1272-4970 1272-4979 1272-4973	C		
Cap USB Assy R Cap USB Assy R Black Cap USB Assy R Purple Cap USB Assy R White	1272-4956 1272-4959 1272-4958	C		
Carrier Holder Coax Cable	1270-2876	C		
Cover Con Vibrator	1268-9710	C		
Cover Panel Bottom Cover Panel Bottom Black Cover Panel Bottom Purple Cover Panel Bottom White	1264-4420 1269-2649 1267-3456	C		

Designation	Part No.	RLC	Part	Location
Cover Panel Right Bottom Cover Panel Right Bottom Black Cover Panel Right Bottom White Cover Panel Right Bottom Purple	1264-4390 1267-3391 1269-2605	C		
Cover Panel Top Cover Panel Top Black Cover Panel Top Purple Cover Panel Top White	1264-4419 1269-2608 1267-3404	C		
Cover WP Test Hole	1264-4535	C		
Cupper Sheet McamA	1270-5875	C		
Cupper Sheet McamB	1270-5884	C		
Cushion Battery Bottom	1270-3731	C		
Dummy SIM	1265-4702	C		
Ear Speaker 12.0 Rectangular_WR	1262-3081	C		

Designation	Part No.	RLC	Part	Location
Foil Adhesive Back Panel	1264-4425	C		
Foil Adhesive Double Foil Adhesive Double Black Foil Adhesive Double Purple Foil Adhesive Double White	1267-4894 1270-5858 1264-8816	C		
FPC Assembly Relay FPC	1264-0456	B		
FPC Assembly Top RoW	1267-0214	C		
Front Assembly Front Assembly Black RoW Front Assembly Purple RoW Front Assembly White RoW	1272-0786 1272-0794 1272-0789	A		
Loudspeaker 15.0 Rectangular	1264-1643	C		
MComp Sheet relay FPC	1270-3738	C		
MComp Sheet Thermal Conductive	1264-4366	C		
Mesh Receiver	1264-4353	C		

Designation	Part No.	RLC	Part	Location
Mesh Loud Speaker Mesh Loud Speaker Black Mesh Loud Speaker White Mesh Loud Speaker Purple	1264-4368 1269-0997 1269-0998	C		
MH-EX300AP	1268-2281	C		
PBA Sub RoW	1267-2113	C		
Plate Side Key	1264-4414	C		
Screw Other Len:2.6 Diam:1.4 M	1264-7805	C		
Sheet Battery FPC	1267-2522	C		
Sheet BtB LCD	1269-3648	C		
Sheet WP Test Hole	1264-4532	C		

Designation	Part No.	RLC	Part	Location
SIM Tray	1264-3045	C		
Water Indicator	1255-4136	C		
Vibrator	1264-2341	C		
Adhesive Double Side 0.0 mmWP Speaker	1264-4357	C		
MComp Sheet WP 1st Mic	1264-4358	C		
Foil Adhesive Double Side 0.0 mmWP	1267-5631	C		
Carrier Holder 1st Mic	1267-5633	C		

2 Revision History

Rev.	Date	Changes / Comments
1	2013-01-19	Initial release
2	2013-02-27	Added part 1264-4357, 1264-4358, 1267-5631 and 1267-5633
3	2013-05-22	Add part 1264-4366
4	2013-06-21	Add part 1275-1646, 1275-1649, 1275-1651, 1275-2188, 1275-2189 and 1265-4702
5	2013-07-09	Update cover page
6	2013-07-10	Add the column RLC
7	2013-07-19	Add new parts: 1264-4390, 1267-3391, 1269-2605, 1264-4368, 1269-0997 and 1269-0998